

Technical Specifications	Partner (4-Tyre)		Partner (6-Tyre)	
	3160 mm (10 ft) LB	4230 mm (14 ft) LB	3415 mm (11 ft) LB	4230 mm (14 ft) LB
Weight (kg)				
Gross Vehicle Weight (kg)	6250	7200	7490	7490
Rated Payload (FSD) (kg)	3760	4565	4885	4775
Load Body Dimensions (mm)				
Length (mm)	3160	4230	3415	4230
Width (HSD) (mm)	1960	2060	2060	
Height (mm)	FSD : 460 – HSD : 1840			
Power Train				
Engine Type	ZD30 Diesel Engine with DDTi (Double Overhead Camshaft, Common Rail, Direct Injection, Turbo Intercooled)			
Displacement	2953 cc			
Maximum power (kW) @rpm	103 kW (140 hp) @ 2750 rpm			
Maximum Torque (Nm) @rpm	360 Nm @ 1350-2750 rpm			
Clutch	310 mm Diameter, Diaphragm, Push type, Single dry plate , Hydraulic actuated			
Transmission	Fully synchronised 5 speed gearbox Manual – Kinetic			
Fuel Tank Capacity (in litres)	90 L			
Emission Standard	BS VI (OBD 2)			
Suspension & Tyres				
Front Suspension	Parabolic, Overslung Suspension with Double acting Shock Absorbers			
No. of Leaf Springs (Front)	Front 3		Front 3	
Rear Suspension	Semi elliptic (main), Overslung Suspension with Double acting Shock Absorbers			
No. of Leaf Springs (Rear)	6 Main + 2 Helper		6 Main + 4 Helper	
No. of Tyres	Front 2, Rear 2, Spare 1		Front 2, Rear 4, Spare 1	
Tyre Size	8.25X16, 16PR		7.50X16, 16PR	
Loading Platform Height (mm)	1050	1035	1042	1035
Turning Circle Radius (TCR) (m)	6.2	7.5	5.7	6.75
Min. Ground Clearance (mm)	238		221	
Overall Dimensions (mm)				
Wheel Base (mm)	2685	3335	2820	3320
Overall Length (mm)	4970	5990	5170	5990
Overall Height (mm)	FSD : 2250 HSD : 2815	FSD : 2250 HSD : 2812	FSD : 2240 HSD : 2830	FSD : 2240 HSD : 2832
Electricals				
Battery	1 x 75 AH			
Alternator	70A		70A (LS) 90A (LX)	
Steering				
Steering System	Power		Power	
Brakes				
Service Brake	Vacuum Assisted Hydraulic Brake			
Exhaust Brakes	No	No	Yes	Yes
Parking Brake	Transmission Mounted, Cable Operated			
ABS Option	No	No	Yes (Optional)	
Performance				
Gradeability	18%		28%	

Features		Partner (4-Tyre)	Partner (6-Tyre)	
		LS	LS	LX
Comfort & Convenience	Tilttable Power Steering	✓	✓	✓
	Reclining & Sliding Driver Seats	✓	✓	✓
	Digital Clock (on Instrument cluster)	✓	✓	✓
	Mobile Charging Point (12V)	✓	✓	✓
	Lockable Glove Box	X	X	✓
	Bottle Holder	✓	✓	✓
	Lockable Battery Box	✓	✓	✓
Interiors	AC with Heater Unit (HVAC)	✓	X	✓
	Windshield Defogger	X	X	✓
	Dual Tone Dash Board	✓	✓	✓
	Seat Material - Dual Tone	Vinyl	Vinyl	Fabric
	Moulded Roof & Door Trims	✓	✓	✓
Safety	ELR Seat Belt (Driver and Co-Driver)	✓	✓	✓
	Fog Lamp Provision	X	X	X
	Vacuum-assisted Brakes with LCRV	✓	✓	✓
Technology	Tilttable Cabin	✓	✓	✓
	Cable Type Gear Shift	✓	✓	✓
	Low Vacuum in Brake Booster Indicator	✓	✓	✓
	Speed Limiting on ECU	✓	✓	✓
	Provision for Power Take-off (Mechanical)	✓	✓	✓

*Terms and conditions apply. *Disclaimer: Under standard test conditions. Accessories shown are not a part of the standard equipment. The illustrations, colours shown are indicative only and the actual may vary. Ashok Leyland reserves the right to change specifications/designs without prior permission and notice, without any liability in view of our policy of continuous improvement, May 2023. *For ease of customer understanding. *The Standard Warranty (Vehicle & Rear Axle) is 2 years or 100 000 km whichever is earlier & the warranty on Driveline (Engine & Gearbox) is 3 years or 300 000 km* whichever is earlier.

ZYAADA TECHNOLOGY

ADVANCED Selective Catalytic Reduction (SCR) Technology - Better Reduction of NOx, CO, HC & PM

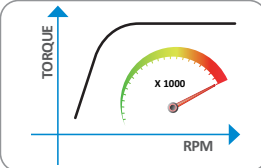
Greener and Cleaner Technology



ZYAADA POWER & ZYAADA MILEAGE



- Proven Japanese technology
- Powerful and fuel-efficient, ensuring better return on investment
- 16 valves and DDTi: Double Overhead Camshaft, Direct Injection, Turbo Intercooled, which ensures superior performance
- Flat Torque ensures lesser gear shifts, fatigue free driving and better Fuel Efficiency



Flat Torque Available over Wide RPM

ZYAADA DURABLE AGGREGATES



5 Speed Overdrive Synchro Gear Box



Heavy-Duty Axle



Front Parabolic Suspension and Rear Semi-elliptical Suspension

ZYAADA COMFORT



4 Point Suspension – For better Driver Comfort



Tilttable Cabin in Any Gear – Ease of Serviceability



Tilttable Power Steering



New Modern Digital Cluster



Safe and Ergonomic Interiors



Factory Fitted AC

- Service at Site Van for 24 x 7 Emergency Assistance
- 575+ Touch Points Pan India
- Attractive and Hassle Free Annual Maintenance Packages available
- Service Mandi : 40000 + Ashok Leyland Trained Mechanics

Reach out to us today!
Web: www.ashokleyland.com
Toll-free: 1800 1022 666

Authorised dealer:



ASHOK LEYLAND
Koi Manzil Door Nahin

Your Reliable PROFIT PARTNER in Progress

Presenting PARTNER BS6 with Superior Fuel Efficiency & Load Carrying Ability.



10%*
More Fuel Efficiency

3*
YEAR WARRANTY[#]

PARTNER

1 Zyaada TECHNOLOGY

ADVANCED Selective Catalytic Reduction (SCR) Technology - Better Reduction of NOx, CO, HC & PM

Greener and Cleaner Technology



2 Zyaada POWER & Zyaada MILEAGE

Get MORE Mileage with Superior and Proven ZD30 Engine. Highly efficient Bosch 2.2 CRi Common Rail System with Advance Direct Injection


Best in Class Power & Torque
Power 103 kW (140 hp) | Torque 360 Nm 10% More Mileage



3 Zyaada DURABLE AGGREGATES

- Advanced Gear Box with Dual Synchro Cones
- Bigger Clutch
- First in Class Cable Shift Gear Mechanism
- First in Class Parabolic Suspension

Reliable Performance Always!



Globally Proven
Japanese Engine



TECHNOLOGY
INNOVATIVE | INTELLIGENT | INDIAN

6 ka DUM
ZYAADA se ZYAADA PROFIT



MORE ON VALUE | LESS ON YOUR POCKET



4 Zyaada PAYLOAD AND LOADING SPACE

Bigger load body in length and side deck height – More usable space. Lesser Loading Platform height for easy loading and unloading.

Payload : upto 4885 kg



5 Zyaada COMFORT

- Modern Euro Cabin design which meets International Standards
- Narrow Cabin Width (1.9m) for better maneuverability.
- Front Tilt Cabin for ease of Serviceability

Factory Fitted AC and Power Steering

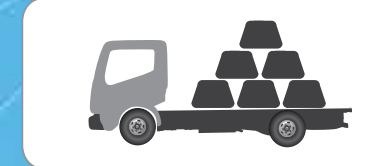


6 Zyaada BHAROSA

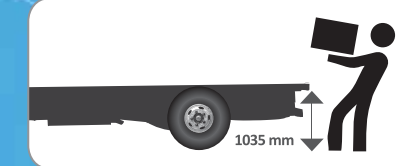
- Engine & Transmission warranty of 3 years / 300 000 km which ensures complete Peace of Mind.
- High Reliability and Proven Performance

3 years or 300 000 km*

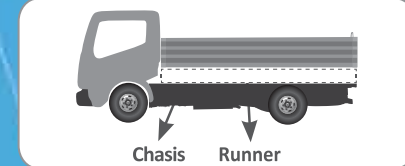
ZYAADA PAYLOAD & LOADING SPACE



Rated Payload up to 4885 kg* Options

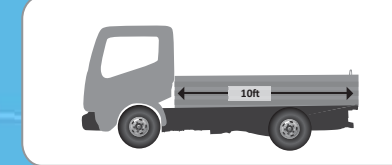


Low Loading Platform Height

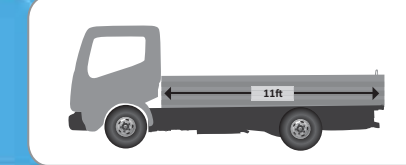


Chasis Runner
Runner Mounted Load Body

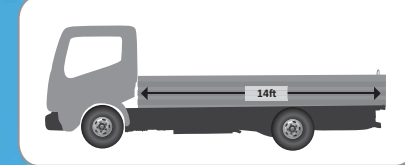
LOAD BODY LENGTH OPTIONS



3160mm (10 ft)



3415mm (11 ft)



4230mm (14 ft)

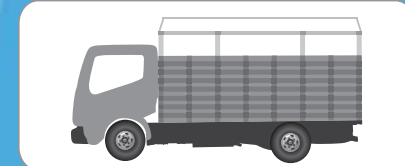
LOAD BODY OPTIONS



CAB CHASSIS (CBC)



FIXED SIDE DECK (FSD)



HIGH SIDE DECK (HSD)

Daily Needs



Fruit and Vegetables



Grocery and FMCG



Food Grains



Beverages

Industrial Needs



Cement



Hardware



Construction Material




Industrial Goods

Business Needs



Textile



Furniture



LPG



Catering

APPLICATIONS

And Many More